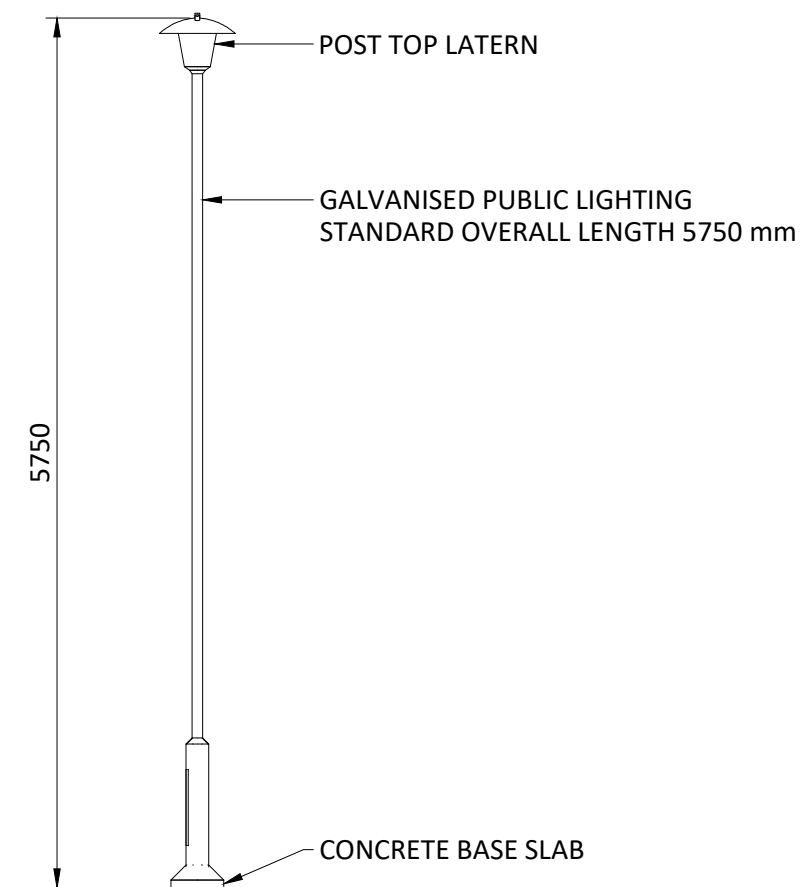
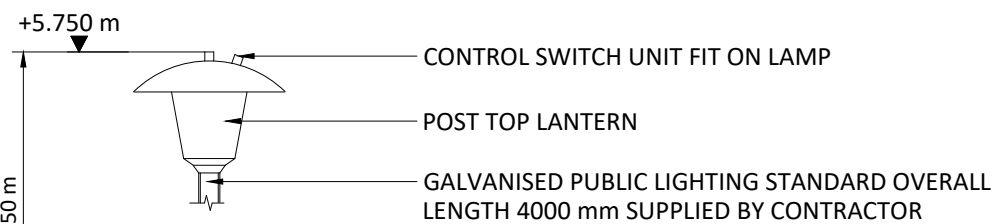



BASE PLAN

SCALE 1:25



POST ELEVATION

SCALE 1:50

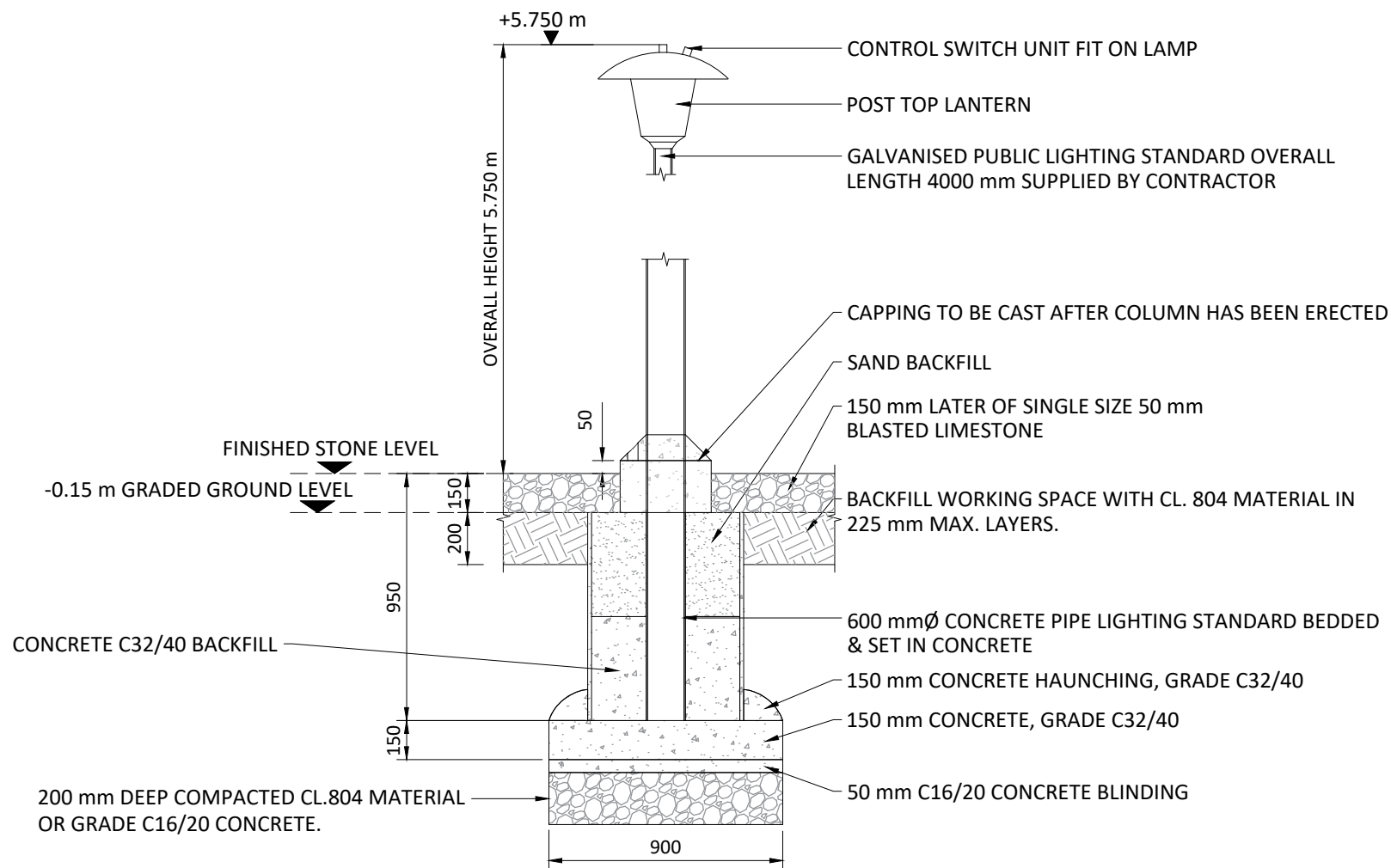


ISOMETRIC VIEW

NTS

NOTES:

1. ALL DIMENSIONS IN mm UNLESS OTHERWISE STATED. NO DIMENSIONS SHALL BE SCALED FROM THE DRAWINGS.
2. LEVELS PROVIDED ON THIS DRAWING ARE SHOWN RELATIVE TO FINISHED STONE LEVEL. FOR SITE SPECIFIC LEVELS, REFER TO SITE SECTIONS AND ELEVATIONS.
3. THIS DRAWING IS FOR PLANNING PURPOSES ONLY AND NOT FOR CONSTRUCTION



SECTION

SCALE 1:25



Rev	Date	Revision description	Drm	Prod	Ver	App
0	JUL '25	ISSUED FOR PLANNING				
Purpose of issue - Preliminary unless indicated						
Client Approval <input type="checkbox"/> Planning <input checked="" type="checkbox"/> Tender <input type="checkbox"/> Construction <input type="checkbox"/> As-Built <input type="checkbox"/>						



Engineering and Major Projects,
One Dublin Airport Central,
Dublin Airport, Cloghran,
Co. Dublin, K67 XF72, Ireland.
Tel: 353 1 703 8000 **Web:** www.esb.ie
Engineering and Major Projects is a
division of ESB.

Client	ESB NETWORKS
Project	General Civil Drawings and Notes
Contract	

Drawing title	GENERAL DRAWINGS AND NOTES PLANNING LIGHTING DETAILS
Production unit	Transmission and Distribution Delivery

COPYRIGHT © ESB ALL RIGHTS RESERVED. NO PART OF THIS WORK MAY BE MODIFIED, REPRODUCED OR COPIED IN ANY FORM OR BY ANY MEANS GRAPHIC, ELECTRONIC OR MECHANICAL, INCLUDING PHOTOCOPYING, RECORDING, TAPING OR USED FOR ANY PURPOSE OTHER THAN ITS DESIGNATED PURPOSE, WITHOUT THE WRITTEN PERMISSION OF ESB.				
Drawn	Produced	Verified	Approved	Approval date
Pentony_Ki	J.Byrne	S. Donnelly	K.ONeill	30/07/2025
Client ref.	No. of sheets	Size	Scale	
TC234181	1	A3	AS SHOWN	
Drawing number				SHEET REV
PG406-D100-088-012-000				